



1

---

---

---

---

---

---

---

---



2

---

---

---

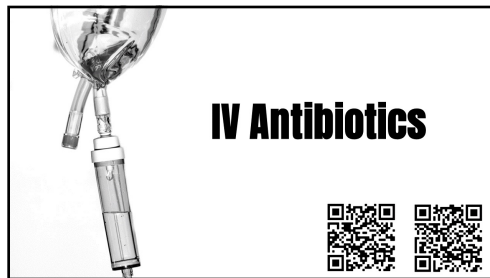
---

---

---

---

---



3

---

---

---

---

---

---

---

---

**“Don’t worry.  
That antibiotic is from  
the **stomach!**”**



4

---

---

---

---


---

---

---

**BIOAVAILABILITY**

Cephalexin	90-100%
Doxycycline	>90%
Clindamycin	90%
Septra	80-90%
Metronidazole	80%
Cipro	70-80%



5

---

---


---

---

---

---

---



**Cellulitis  
4 RCTS  
**PO better?****

6

---

---


---

---

---

---

---



**Cochrane 2010**

**FASTER** symptom  
improvement with **ORAL**

**RR 0.85 95% CI 0.73-0.98**

7

---

---


---

---

---

---

---



**Aboltins 2015**

**Cefazolin 2 gram IV BID**  
**vs**  
**Cephalexin 1 gram PO QID**

8

---

---


---

---

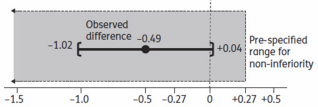
---

---

---



**Aboltins 2015**



**Range: Identical to oral**  
**being 1 day faster**

9

---

---

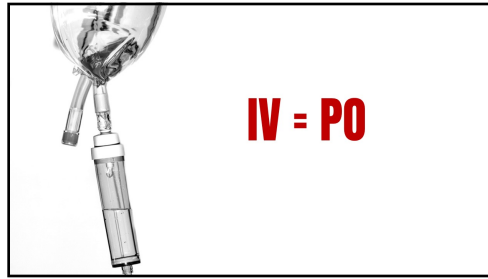
---

---

---

---

---



10

---

---

---

---

---

---

---



11

---

---

---

---

---

---

---



12

---

---

---

---

---

---

---



**Diverticulitis**



13

---

---

---


---

---

---

---

---



**4 RCTs**  
**Antibiotics vs placebo**  
**NO DIFFERENCE**

14

---

---

---

---

---

---

---

---



**No antibiotics**  
**98% cure**

15

---

---

---

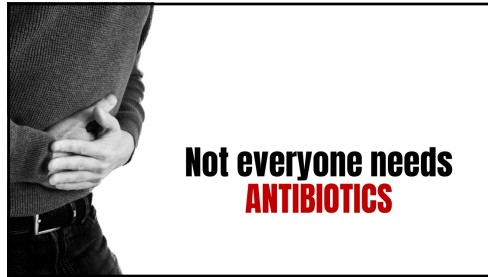
---

---

---

---

---



16

---

---

---


---

---

---

---

---



17

---

---

---

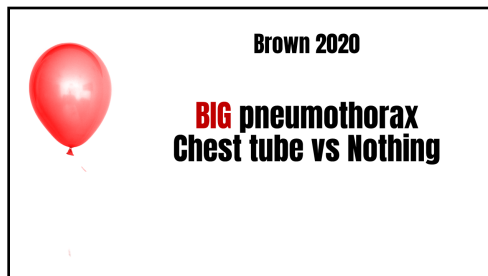
---

---

---

---

---



18

---

---

---

---


---

---

---

---

Brown 2020



**Not non-inferior?**  
**X-rays better a little faster**  
**with chest tube**

19

---

---

---


---

---

---

---

Brown 2020



**Superior?**  
**All other outcomes better**  
**with conservative MGMT**

20

---

---

---

---

---

---

---



**Is that enough to**  
**change practice?**

21

---

---

---

---

---

---

---



22

---

---

---


---

---

---

---

---



23

---

---

---

---

---

---

---

---



24

---

---

---

---

---

---

---

---



**Observational data**

**Many patient managed with NGs**



---

---

---

---

---

---

---

25

**Observational data**

**Many patient managed with NGs**

**NG associated with WORSE OUTCOMES**



---

---

---

---

---

---


---

26

**Nelson 2005**

**Post-OP NGs**  
**28 RCTs**

**NG = WORSE OUTCOMES**



---

---

---

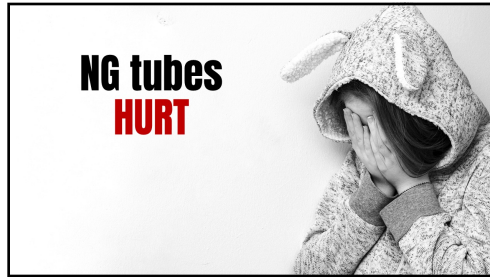
---

---

---

---

27



28

---

---

---

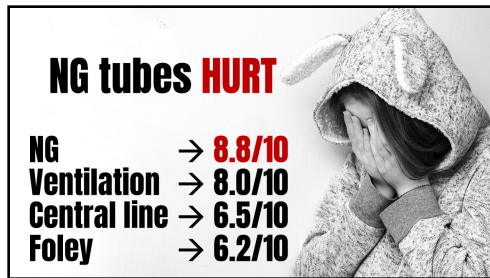
---

---

---

---

---



29

---

---

---

---

---

---

---

---



30

---

---

---

---

---

---

---

---



31

---

---

---

---

---

---

---

---



32

---

---

---

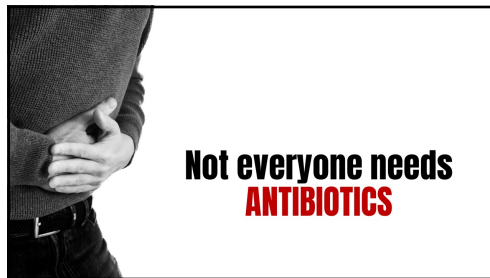
---

---

---

---

---



33

---

---

---

---

---

---

---

---



34

---

---

---

---

---

---

---

---



35

---

---

---

---

---

---

---

---



36

---

---

---

---

---

---

---

---